

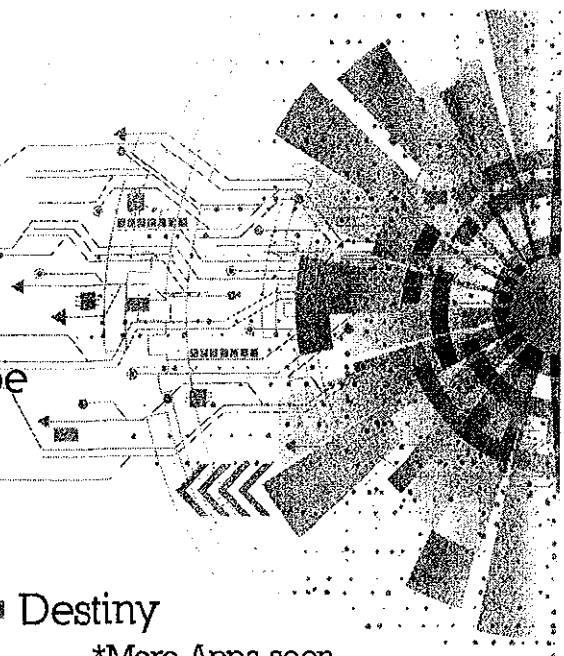
NCEdCloud: Claim Student Account

Access to Home Base applications will be replaced by a single sign-on process offered through NCEdCloud.

Applications affected include:

- Canvas
- PowerSchool
- SchoolNet
- Destiny

*More Apps soon



Claim Your NCEdCloud (IAM) Account

1. Using **Google Chrome** or **Firefox**, visit <https://ncedcloud.mcnc.org/>

2. Click **Claim My Account**.

3. Select **LEA Student Claim Policy**.

4. Click **Next**.

5. Enter the required information.

Note:



- **Pupil Number** is your **Student ID** number assigned from PowerSchool.
- **Grade [5-13]** – Enter student grade for the current school year.
- Follow the required format for Birthdate.
- LEA/Charter Code is **600**.

6. Click **I'm not a robot**.

Note:

- If prompted, follow the instructions on the next page that appears (e.g., Select all images with salad.) and click Verify.

7. Click **Next**.




8. Create a **new password** and verify.

Note:

- You must type your password once on each line to ensure your passwords match.

Passwords must

- Be between 8 and 16 characters long
- Contain at least one uppercase character
- Contain at least one lowercase character
- Contain at least one numeric digit



9. Click **Next**.

10. Answer **ALL** of the security questions.

Note:

- These questions will be used in the event you forget your password.



11. Click **Next**.

- A confirmation page is displayed.

12. **Print** the confirmation page and **save** it in a secure location.

13. Close the window. You may now log into the NCEdCloud system by visiting <http://my.ncedcloud.org>.

If additional assistance is needed, let your teacher know so assistance can be provided.

visit <http://my.ncedcloud.org> to log into **Canvas**, **PowerSchool**, and **SchoolNet** and more.

Use your **Student ID** and use the password you created to access the NCEdCloud single sign-on system.